


# CAFDA

THE NO.1 SCHOOL FOR THE CREATIVE ECONOMY

## ENROL IN 4 EASY STEPS

## 1<sup>ST</sup> TIME ENROLMENT

Complete your enrolment on campus  
during the enrolment window



STEP 1

**SCREENING**  
(ON CAMPUS)




STEP 2

**CHECKS &  
SIGNATURES**



STEP 3

**PAYMENTS**



STEP 4

**STUDENT  
NUMBER**

### STEP BY STEP GUIDE



STEP 1

**SCREENING**

- 1 Present your enrolment documents to the Enrolment Team for screening

**Please note:** student to arrive at screening with the fee payer / parent / guardian



STEP 2

**CHECKS & SIGNATURES**

- 1 Check & Sign Enrolment Agreement
- Please note:** completing the details on the Enrolment Agreement at home before you arrive for enrolment will speed up your enrolment process



STEP 3

**PAYMENTS**

- 1 Payment of fees as detailed in the 2026 Fee Structure
- Option of Paying Now or Paying Later (off-campus)



SCAN  
TO  
PAY  
ONLINE



STEP 4

**STUDENT NUMBER**


- 1 Taking of photo for student card & setting up access to campus.

# CHECKLIST

1

## STUDENT DOCUMENTS:

- ☐ AFDA acceptance letter
- ☐ Certified copy of ID / Passport
- ☐ Certified copy of academic results / certificates



2

## FEE PAYER DOCUMENTS:

[Please remember that your fee payer needs to come with you on the day you come to enrol]


- ☐ Certified copy of Fee Payer's ID / Passport
- ☐ Proof of payments of any fees paid (i.e. registration fee, deposit)

**If you are applying for a student loan on the day of enrolment, please also bring the following:**

- ☐ Fee Payer's Proof of Residential Address (no older than 3 months)
- ☐ Latest 3 months bank statements (no older than 3 months)

**OR**

- ☐ Latest 3 months payslips (no older than 3 months)



3

## ENROLMENT AGREEMENT:

- ☐ Completed Enrolment Agreement –  
**Please Note** that completing the Enrolment Agreement at home before you arrive for enrolment will speed up your enrolment process

**For International students please note the additional document requirements**

- ☐ a. Certified copy of Study Visa specifying AFDA and indicating start and end dates clearly
- ☐ b. Proof of Medical Cover from a South African registered Medical Aid Scheme
- ☐ c. Proof of Address in South Africa